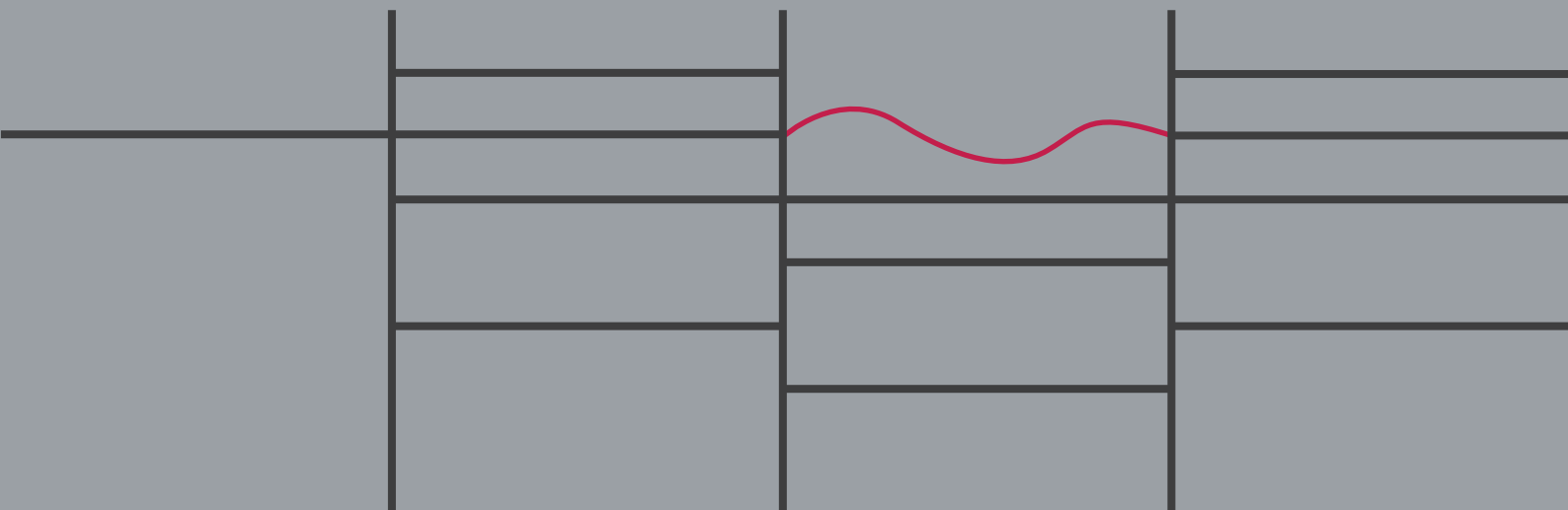


studio area:

plus

One thousand ways of being dentalart

accessories and complements



dentalart

04 structures

04 worktops

worktops / backrims and technical channels / colours of glass worktops

08 sinks and complements

sinks / mixing faucets / hygiene / foot controls

11 accessories

drawers

12 drawer inserts

14 computer

15 wheeled cabinets

mobile cabinets / mobile units

16 wall cabinets

17 specific functions

trays & tubs / avant

18 touch-up units / orthodontic cabinets

structures



STPR Painted steel plate supporting structure for hanging cabinets
STPINOX Stainless steel supporting structure
EST Aluminium carrying structure
STF Painted steel plate carrying structure

worktops


worktops



LAMINATE White laminate worktop (X5N)
LAP High pressure laminate worktop, white (X5S), grey or black/aluminium (X5SC)
CORIAN® "Glacier white" Corian® worktop (X5P)
GLASS Painted (RV3E) glass worktop. Also available with anti-scratch treatment and/or in "extra-clear" colours.

QUARTZ "Cortina" white quartz worktop (QT)
STAINLESS STEEL Stainless steel worktop with back rim (R2) or with back rim and recess (R3)

backrims and technical channels




CT1 Aluminium technical canal
CTE Aluminium technical canal
CT11R Jointed "Glacier white" Corian® back rim

CTN Aluminium back rim, white colour
CT7 White LAP back rim
CT12 Back rim made of "Glacier white" Corian® arranged for sockets X16.

RV7E Painted glass back rim
CTQ "Cortina white" quartz back rim
CT11 Back rim made of "Glacier white" Corian®

worktops

colours of glass worktops



- The anti-scratch treatment, available for every colour, leads to an extra charge.
- Colour hues are approximate.



TURQUOISE



LEMON YELLOW



GREY (extra-clear)



PINK (extra-clear)



METALLIC BLUE



GREEN



WATER GREEN



SAND (extra-clear)



BEIGE (extra-clear)



WHITE



SILVER (extra-clear)



METALLIC GREY (extra-clear)



METALLIC COPPER (extra-clear)



OCHRE (extra-clear)

sinks and complements

sinks



LC Semispherical porcelain sink integrated in the worktop equipped with syphon and drain. For laminate, LAP and Corian® worktops

LE Square “Glacier white” Corian® sink integrated in the worktop, equipped with syphon and drain. For Corian® worktops

LS Round stainless steel sink, polished, integrated in the worktop, equipped with syphon and drain. For laminate, LAP, Corian® and glass worktops

LI Square stainless steel sink integrated in the worktop, equipped with syphon and drain. For laminate, LAP and Corian® worktops

LP Porcelain sink integrated in the worktop, equipped with syphon and drain. For laminate, LAP and Corian® worktops

LQS-LQV Square stainless steel sink integrated in the worktop, equipped with syphon and drain. For LAP and Corian® (LQS) or glass (LQV) worktops

R6 Stainless steel sink basin soldered into the worktop equipped with syphon and drain. For stainless steel worktops

R7 Stainless steel sink basin soldered into the worktop equipped with syphon and drain. For stainless steel worktops

R8 Stainless steel surgical sink basin with splash-proof bottom. Soldered or built in the worktop, equipped with syphon and drain

R9 Stainless steel sink basin with drainboard. Built in the worktop, equipped with syphon and drain. For any kind of worktop, but stainless steel.

RV6E Round glass sink integrated in painted glass worktop, equipped with syphon and drain.

mixing faucets



X1 all lines



X2E all lines



X2V all lines



X2 all lines



X2F all lines



X2Z all lines



X2C all lines



X2G all lines



X2D all lines



X2H all lines

X1 Chrome short lever mixing faucet
X2 Chrome long lever mixing faucet with pawl for porcelain sinks
X2C Adjustable chrome short lever mixing faucet
X2D Chrome short lever mixing faucet with shower

X2E Infra-red rays chrome mixing faucet
X2F Telescopic pivoting mixing faucet with separated grip
X2G Infra-red rays chrome mixing faucet
X2H Chrome short lever mixing faucet

X2V Chrome lever mixing faucet
X2Z Chrome single lever sink mixer, adjustable shower rose

sinks and complements

hygiene



LUNA E L'ALTRO



ZERO



WISH



GRIG3



OTTO



X15S X15D



YSOAPS YSOAPD YSOAPR



V14

LUNA E L'ALTRO Wall hygiene unit for napkins, gloves, masks and paper cups ((LUNA Ø71 D15). Soap/liquid disinfectant dispenser with infrared device (L'ALTRO Ø29 D12)

WISH Personalizable modular dispenser for gloves, soap/disinfectant, masks, aprons, napkins, cups, cannulas, saliva ejectors (W100/150 H37.5 D18cm)

GRIG3 Wall hygiene unit equipped with infrared rays soap dispenser, napkins, double gloves, masks and paper cups distributors. (W50 H45,5 D15)

ZERO Wall-mounted unit for disposables, equipped with dispensers for masks, double gloves, saliva ejectors, cannulas, napkins, aprons. Automatic opening of the doors, by means of a touch interface. (Ø70 D27)

OTTO Wall-mounted unit for disposables, composed of dispenser ZERO and sink cabinet with push door, with 2 waste baskets and connecting back panel. Mixing faucet not included.

V14 Wall cabinet with vertical opening, equipped with paper roll holder and dispensers for soap, disinfectant, paper cups, napkins, gloves and aprons (W100 H45,5 D36)

X15A X15D Wall mounted soap/liquid disinfectant dispenser with infrared device, equipped with soap (X15S) or disinfectant (X15D) refill, refillable universal tank, tube dosing for soap and tube dosing for disinfectant.

XSOAPS Packet of 6 soap refills (1000ml each) for GRIG3 V14S X15D V14

XSOAPD Packet of 6 disinfectant refills (1000ml each) for GRIG3 V14S X15D V14

XSOAPR Rechargeable bottle for GRIG3 X14S X14D V14

accessories

foot controls



X3/X4

all lines



XE3

all lines



XE3A

all lines

X3/X4 Electromagnetic mixing faucet control with pedal integrated in the lower plinth, with two electrovalves.

XE3 Electromagnetic mixing faucet control with foot photocell. Only for suspended cabinets.

XE3A Electromagnetic mixing faucet control with frontal spring starting lever. Only for suspended cabinets.

drawers



X108M

fringe epta



X104

fringe epta



X108P

epta



X104H1

fringe epta



X12

fringe epta



X8

fringe

X108M Mechanical pressure opening device for drawers and doors.

X108P Electro-mechanical pressure opening device for drawers and doors.

X12 Drawer T1 (T2 for Epta cabinets) with negatoscope.

X104 Extractable shelf with socket and protection fuse.

X104H1 Extractable shelf with fore front for fixing surgical suction system.

X8 Extractable top from the upper plinth.

drawer inserts



XFR10 Plastic drawer insert w/o partitions for drawer T1

XFR11 Plastic drawer insert with 3 horizontal partitions and 2 separators XFRB. For drawer T1

XFR12 Plastic drawer insert with 3 partitions and 2 separators XFRB. For drawer T1

XFR13 Plastic drawer insert with 4 partitions and 4 separators XFRA. For drawer T1

XFR14 Instrument plastic drawer insert for drawer T1

XFR15 Plastic drawer insert with 1 repositionable separator XFRB and multiple milling cutter holder. For drawer T1

XFR20 Plastic drawer insert w/o partitions for drawer T2

XFR21 Plastic drawer insert with 2 partitions. For drawer T2

XFR22 Plastic drawer insert with 4 partitions. For drawer T2

XFR23 Plastic drawer insert with 6 partitions. For drawer T2

XFRA Small separator

XFRB Large separator

			
XE81 epta	XE85 epta	XE92 epta	XE96 epta
			
XE82 epta	XE86 epta	XE93 epta	
			
XE83 epta	XE43 epta	XE11 epta	
			
XE84 epta	XE91 epta	XE95 epta	

XE81 Plastic drawer insert with 8 partitions for drawer T1
XE82 Plastic drawer insert with 16 partitions for drawer T1
XE83 Plastic drawer insert with 4 partitions for drawer T1
XE84 Plastic drawer insert with 2 partitions for drawer T1

XE85 Plastic drawer insert w/o partitions for drawer T1
XE86 Instrument plastic drawer insert for drawer T1
XE43 Plastic drawer insert with multiple milling cutter holder
XE91 Plastic drawer insert w/o partitions for drawer T2

XE92 Plastic insert with 2 partitions for drawer T2
XE93 Plastic insert with 4 partitions for drawer T2
XE11 Pharmacy plastic insert for drawer T2 equipped with dirty and clean milling cutter case, dirty cotton container, cotton container, no.5 medicament bottles
XE95 Plastic drawer insert w/o partitions for drawers T3 and T4

XE96 Plastic drawer insert with 2 partitions for drawer T3 e T4

computer



X10A fringe



X10T fringe



X10M fringe epta




X300E epta



X10T2 fringe epta



X10M1 epta



X14M fringe epta

X10A PC compartment with folding door T3-T4. Opening from bottom-side

X300E Folding drawer front T2 with extractable keyboard or notebook shelf. Useful dimension W44,5 H6 D37cm

X10T Keyboard drawer T1. Useful inner dimensions W47,8 D29,9

X10T2 Glass keyboard installation arrangement on LAP and Corian® worktop, on extractable shelf X8 and X9

X14M Door safety lock with magnetic key. For laminate, LAP and Corian® worktops.

X10M Kit for installation of a retractable screen under the worktop. Only for Corian® worktops. Dimensions of the screen to be specified.

X10M1 Kit for installation of a retractable screen on sliding worktop. Only for Corian® worktops.

wheeled cabinets

mobile cabinets



FX6V

fringe



FX6 XP6

fringe epta



CPS1

fringe epta



CPS2

fringe epta

FX6V Changing a fix cabinet into a mobile one with painted.

FX6 XP6 Changing a fix cabinet into a mobile one with Corian® "glacier white" worktop

CPS1 Mobile cabinet for electrical appliances, with 3 drawers, banked LAP worktop (W30 D38), merged driving handle and power supply socket on the back-side.

CPS2 Mobile cabinet for electrical appliances, with side sliding "Glacier white" Corian® worktop with complete opening and 5 drawers 1 T1, 1 T2, 1 T3. Inner space (dimensions W 41,1 H 25 D 37,7) with 2 sockets.

mobile units



CP/AE



CPS



CN1

CP/AE "Mobile unit for electrical appliances with 3 shelves and electrical installation.

Shelves dimensions: W35 D30 cm"

CPS Mobile unit for electrical appliances with 2 shelves. Shelves dimensions: the upper W20 D19cm; the middle W24 D21,5cm

CN1 Stainless steel mobile surgery unit with drawer T1 and lower shelf

wall cabinets



V2 Wall cabinet with one door and 2 height adjustable glass shelves (W50 H45,5 D36)

V2R Wall cabinet with retractable door over the cabinet and 2 height adjustable glass shelves (W50 H45,5 D36)

V5 VWall cabinet with 2 opaque glass sliding doors and 2 height adjustable glass shelves (W100 H45,5 D36)

V5A Wall cabinet with 2 doors and 2 height adjustable glass shelves (W100 H45,5 D36)

V5R Wall cabinet with retractable door over the cabinet with 2 height adjustable glass shelves (W100 H45,5 D36)

V8 Wall cabinet with door and 3 height adjustable glass shelves (W50 H70 D36)

V9 Wall cabinet with 2 doors and 3 height adjustable glass shelves (W100 H70 D36)

V10 Wall cabinet with 2 opaque glass sliding doors and 3 height adjustable glass shelves (W100 H70 D36)

V11 Wall cabinet with opaque glass door with aluminium frame and 2 height adjustable glass shelves. Vertical opening. (W100 H45,5 D36)

V12 Wall cabinet with opaque glass door with aluminium frame. Vertical opening. (W150 H45,5 D36)

V16 Hanging storage column with metal door and 4 height adjustable shelves (W40 H100 D32)

X108V Automatic opening and closing device for wall cabinets

LED100 LED150 LED lighting unit under the wall cabinet

specific functions

trays & tubs



V11TUBS all lines



X105R fringe



V11TRAYS all lines



X330 epta




V12TT all lines



X321 fringe epta



V16TRAYS V16TUBS all lines



X9 fringe epta

V11TUBS Wall cabinet with opaque glass door with aluminium frame, vertical opening, arranged for 9 Tubs. / **V11TRAYS** Wall cabinet with opaque glass door with aluminium frame, vertical opening, arranged for 24 trays. / **V12TT** Wall cabinet with opaque glass door with aluminium frame, vertical opening, arranged for 9 Tubs and 12 trays. (W100 H45,5 D36)
V16TRAYS V16TUBS Hanging storage column with metal door arranged for 16 Trays (V16TRAYS) or 8 Tubs (V16TUBS)

X105R Extractable aluminium tray arm for 2 standard trays (useful dimension of the tray holder 37,5x28,8 cm). 3-height adjustable (+17, 0, -17cm from the rest position). 90cm maximal extraction from the cabinet
X330 Folding front T2 with extractable aluminium tray arm for 2 standard trays. 3-height adjustable (+17, 0, -17cm from the rest position). 90cm maximal extraction from the cabinet
X321 Folding front T3 with extractable shelf, pivoting holder for 2 standard trays and arranged for TUB. Useful dimensions of the tray holder 38,9x29,9cm
X9 Corian® Glacier White extractable shelf, integrated in the drawer.

avant



V17 V17TUBS V17TT fringe epta



KIT Avant fringe epta



CLIP fringe epta

V17 V17TUBS V17TT Wall cabinet with vertical opening metallic door and lower drawer. No.2 inner adjustable glass shelves (V17) or arranged for no.9 Tubs (V17TUBS) or 6+6 Trays&Tubs (V17TT). On demand, holes on the door for installation of a monitor. (D100 H63 D39)
KIT Avant Upper plinth made of painted steel plate with sliding arm and turning Glacier White Corian® tray.
CLIP Clip for instrument holder fixed to the turning tray.

touch-up units



X102S

fringe



X102SC

fringe



X13

fringe epta

X102S Touch-up work station equipped with peg and gas tap arranged for suction system. For laminate worktops.

X102SC Touch-up work station equipped with laminate worktop, suction system, side panels, peg and gas tap

X13 Drawer T2 with suction system and micromotor for touch-up works.

orthodontic cabinets



VPMD

all lines



ON4

fringe epta



VPMS

all lines



VPMW

all lines

VPMD Show-case for 220 orthodontic plastic containers with 18 metallic shelves, central extractable shelf and lighting unit. Orthodontic containers not included. (W100 H200,4 D37)

VPMS Show-case for 110 orthodontic plastic containers with 9 metallic shelves. Laminate worktop. Orthodontic containers not included. (W100 H103,2 D39)

VPMW Show-case for 110 orthodontic plastic containers with 9 metallic shelves. Orthodontic containers not included. (W100 H93,2 D37)

ON4 Orthodontic cabinet with Corian® worktop "Glacier white" and:

- 1) side extractable top
- 2) extractable shelf with forcep holder
- 3) extractable shelf for orthodontic cases
- 4) extractable shelf
- 5) drawers arranged for orthodontic products (W35 H81.2 D44)

dentalart

Dental Art SpA - I
tel. +39 0445 802000
info@dental-art.it
www.dental-art.it

